

WATER TANK, MANHOLE STEP

Anti slip corrosion free ABS covering with Metal insert steps, which is widely using in under ground water tanks or in sewage manholes

Perfection is our Objective

We specialise in providing the perfect finish for all types floor and wall since 1995. the company has been developing and manufacturing profiles and trims for tiles carpets, corner protection, wall protection, expansion joints Rubber floorings, bathroom grabber, traffic safety products etc. We are continually updating our range of products and inventing new and better solutions that are both technically and visually exciting. Building workers and ambitions enthusiasts have continually been impressed by the quality, design and function ability of our products. We also provide highly competent advice and support, no matter how complex your application and always put the perfect solution, including both products and service, at your disposed



West Pulikkillam Road, Chembumukku, Kakkanad,
Kochi - 682 030, Kerala, INDIA
E-mail : greateffectsindia@yahoo.com
Web: www.greateffects.co
Tel : 91 484-3249175, 2422253, 4069580
® 0484-2422263, Mob : 91 9847128238

Comori Printers - 0484 2806766, 4019912, 9447579456

GREAT EFFECTS **PROFILE COLLECTIONS**



TILE OUTER CORNER PROFILE

TILE INNER CORNER PROFILE

ANTI SKID STAIR NOSINGS

CORNER GUARDS

WALL GUARDS

EXPANSION JOINTS

PLASTERING MESH

PLASTERING CORNER BEEDS

TILE, CARPET JOINT

WATER TANK STEPS

TILE SPACERS

GREAT EFFECTS



DURABORD

Round edge profile (Open)

Application:

Great Effect's DURABORD round edge profiles have been developed to provide a smooth fit at outer corners with walls. They are gently rounded and available in various materials. Apart from the protective function, they are also suitable for sophisticated designs. In addition, they are suitable for covering wall sockets for use with the tiles, carpet, parquet or natural stone. High-quality shaped pieces are used to connect profiles together.

Available in a variety of single colours, sizes 6.5mm, 9.5mm, 10.5mm, 11.5mm. Standard length 2.5meter.

DURONDELL

Application:

DURONDELL quarter round profiles from Greate Effects were developed as a handsome edging profile for the corners of external walls. They are smoothly rounded and available in a variety of materials. Aside from their protective function, they can also be used for attractive design purposes. They are also suitable for use as a covering as skirting for tiled or carpeted, parquet or natural stone floors. High-quality formed pieces are available for joining profile sections together.

Sizes 10mm - 14mm. standard length 3 meter.



CORNER GUARDS

T shape

Made up of Aluminium in various shades for protecting corners from trolley movements completely covering tile corners, providing round shape and profile-tile joint is not visible, due to its peculiar shape.

Size - 11.5mm

Standard length 3 meters.



ALKALINE RESISTANT FIBERGLASS MESH

It has many characters, such as Mesh is Symmetrical, surface is flat, Cut edges are neat. Also have others aspects, like anti-alkali, be able to bear high temperature, enhance heat preservation, anti-moisture, good tensile and corrosion resistance. widely used in wall enhance heat preservation. Also can be used to enhance wall material strength, like cement, asphalt, marble. It is a new type of construction material. It plays an important role in the insulation structure of the system, mainly to prevent the cracks.

Available Size : 1 Role - 50 sq. Mtr.




TILE SPACERS

Application:

The tiles are NOT all identical in size. You do get minor variations in size between tiles that would make using cross style (+) spacers at the corners problematic. If you have 5 or 6 tiles in a row that are all ever corner any more. If you use them as recommended, you can't get the spacer into that corner any more. If you use them as recommended, you can compensate for slightly wider tiles by turning the spacer to get a narrower grout line width.

Available sizes 2 mm to 10 mm.




WALL GUARD & HAND RAIL

Description: Offers a more traditional appearance while protecting the wall against scrapes, scratches and dents, minimize seams with standard lengths. Offer continuous protection with industry exclusive inside and outside corners. Enhance interiors with standard colours, 11 Global Colours and 7 woodland patterns.



GREAT EFFECTS



DURATRANS

Transition profile designed to compensate floor differences in height of up to 20mm

Application:


DURATRANS transition profiles from Great Effects are used to compensate for differences in height between two flooring surfaces such as those which might occur between a tiles floor and a carpeted floor, for example. DURATRANS provides a smooth inclined junction between the two, which also protects the edges of the tiles from any damage. The shape and material have been selected so that these profiles are also able to withstand a great deal of stress. Loads acting at a point are distributed evenly through the floor and the foundations.

Anti cracking reinforcement GI plastering mesh

Application:

Wall beam and column joints . The mesh has to be cut for required length and nailed. So that the mesh runs on either side of joint and nailing has to be done at a distance of 1 feet apart while fixing, mesh has to be pulled about ½ an inch for every feet, so that mesh sits firmly on the surface. A thin coating mortar has to be applied over the mesh and water curing done. After the mortar is set final plaster is applied. **Chasing work** - For chasing work done for electrical conduits and water line discretion any methods are to be used for selection of the width of the mesh. **Brick reinforcement** - The mesh is laid in strips between brick or block courses leaving approximately 25 mm clearance from the face of the work. The reinforcement is then simply embedded in the mortar for next course

Available Sizes : 8" x 15mtr, 6" x 15mtr, 4" x 15mtr




Galvanized Steel Corner Bead

G.I. Corner Bead is used for protecting the edges of doors, windows, and pillars & other external edges from physical damages. It is used for resisting of clipping of plaster edges.

Method of fixing:

Fixing is quick and simple, by applying plaster dabs to the walling at both sides of the arris and at approximately 60cm intervals, then placing the bead against the arris and firmly pressing the mesh wings in to the dabs of plaster, ensuring that the bead is set plumb and square, projecting sufficiently to allow for the required plaster thickness on both sides of the arris.

available in 8ft Length.
wing Size : 50mm x 50mm



CORNER GUARD STAINLESS STEEL


Corner protection profile - to installed flush with a tiled surface including anchorage

Application:

DURAGARD corner protection profiles from Great Effect's are particularly handsome stainless steel corner profiles. they have been specially developed for protecting the corners of tiles or any surfaces subject to heavy loads. DURAGARD profiles are suitable for use in industries demanding a high degree of hygiene. This includes such establishments as hospitals or kitchen facilities for caterers.

DURAGARD Corner protection profiles are installed flush with a tiled surface and are ideal for protecting corners. They are, nevertheless, also decorative in design and easy to clean.

Material: DURAGARD are made of 304 stainless steel with a protective foil.




CORNER GUARD PVC with Aluminum

Application:

Aluminium part fix with screws on corner areas, then insert PVC cover it is useful to protect corners due to trolley movement

CORNER GUARD Sticking

Soft vinyl corner guards with high impact strength provide good corner protection on high traffic and high abuse environment also come with choices of colours for matching of wall apply with Adhesive.



GREAT EFFECTS



GREAT EFFECTS



DURASTEP Jumbo

Stair nosings - For safe step treads in commercial spaces

Application:

DURASTEP Jumbo Profiles by Great Effects are Stair nosings designed for business and public buildings. The application is recommended for where a high level of foot traffic is to be expected. DURASTEP Jumbo Profiles are designed to be - resistant to stresses, anti slip and to be visually appealing. The profiles were designed so that the tread surfaces can be replaced. Thus optimum safety can be provided by DURASTEP Jumbo. All versions correspond to the maximum safety standards. The stair profiles are also authorised for application in working areas with skid risk.

Standard length 3 meters

DURACOVE

Interior corner profile for wall edges

Application:

DURACOVE interior corner profiles are the perfect skirting between walls and floors. the interior corner profiles can be used wherever the hygiene needs are great and cleaning needs to be easy. This is the case in bathrooms, catering facilities or in the food industry for example.

GREAT EFFECTS




FLORENTOSTEP

Staircase profiles - For appealing design in private and public areas

Application:

FLORENTOSTEP are visually appealing staircase profiles for private areas, business spaces and public buildings. FLORENTOSTEP staircase profiles are especially stress resistant and slide blocking, and they are almost free of wear. This profile ensures optimum walking safety at any time. the edges of the stairs are furthermore permanently protected with the use of FLORENTOSTEP.




DURAFLEX

Expansion joint profiles for retail outlets or warehouses

Application:

Great Effects flexible DURAFLEX expansion joint profiles are manufactured for use in busy locations. They are highly resistant to wear and can be easily employed in retail outlets, warehouses or factories. The visible surface of the profile is 25 mm in the standard version and 40mm, 50mm, 100mm against order. The aluminium profiles at the sides are bonded to a thermoplastic elastomer (EPDM) rail. The specially developed inlay absorbs shocks and reduces the sound of footfall.

Material: Flexible DURAFLEX expansion joint profiles consist of an aluminium girder section with a thermoplastic elastomer (EPDM) inlay. They are available in black or grey.



PVC Stair Nosing

PVC stair nosing provides excellent anti-sliding and acoustic effect, it is available in a variety of specification and colors that means demands of different stair surface designs and overall color scheme of modern architecture. Apply with adhesive.

ALUMINIUM & PVC ADAPTING

Aluminum adapting protects the edge of Carpet flooring and provides a safe transition to adjacent lower surfaces of floor coverings. Install with nail or screw. Elegant outlook, abrasive resistance PVC insert with acoustic effect. Base made of superior grade 6063 anodized aluminum, top insert made of anti-microbial stain resistance, abrasive resistance, flame retardant, non-toxic soft PVC.

